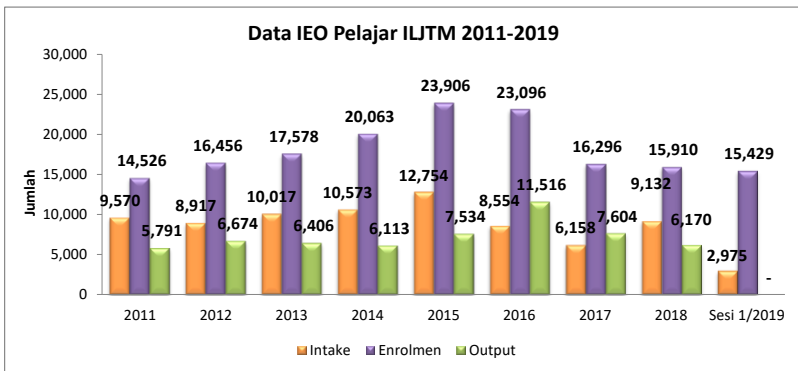




Data IEO Pelajar ILJTM 2011 - 2019

Tahun	Intake	Enrolmen	Output
2011	9,570	14,526	5,791
2012	8,917	16,456	6,674
2013	10,017	17,578	6,406
2014	10,573	20,063	6,113
2015	12,754	23,906	7,534
2016	8,554	23,096	11,516
2017	6,158	16,296	7,604
2018	9,132	15,910	6,170
Sesi 1/2019	2,975	15,429	-



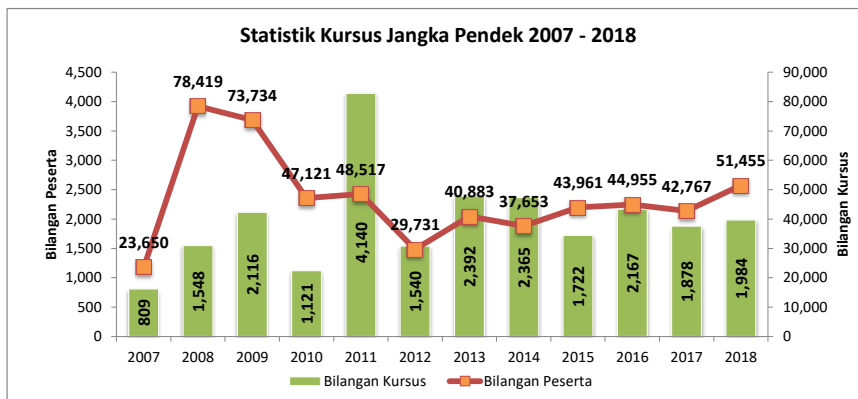
IEO 2015 - 2018 Mengikut Tahap

TAHUN / TAHAP	2015			2016			2017			2018		
	Intake	Enrolmen	Output	Intake	Enrolmen	Output	Intake	Enrolmen	Output	Intake	Enrolmen	Output
SIJIL	9,130	15679	5,179	5,816	15,023	8372	4,097	9,993	4,645	5,899	10,031	4,128
DIPLOMA	3,609	8169	2,334	2,678	8,015	3124	2,028	6,200	2,944	3,208	5,793	1,991
DIPLOMA LANJUTAN	15	58	21	60	58	20	33	103	15	25	86	51
<b>JUMLAH</b>	<b>12754</b>	<b>23906</b>	<b>7534</b>	<b>8554</b>	<b>23096</b>	<b>11516</b>	<b>6158</b>	<b>16296</b>	<b>7604</b>	<b>9132</b>	<b>15910</b>	<b>6170</b>

Sumber: Bhgn Pengurusan Latihan (Intake & Enrolmen) dan Bhgn Kawalan Teknikal (Keluaran)

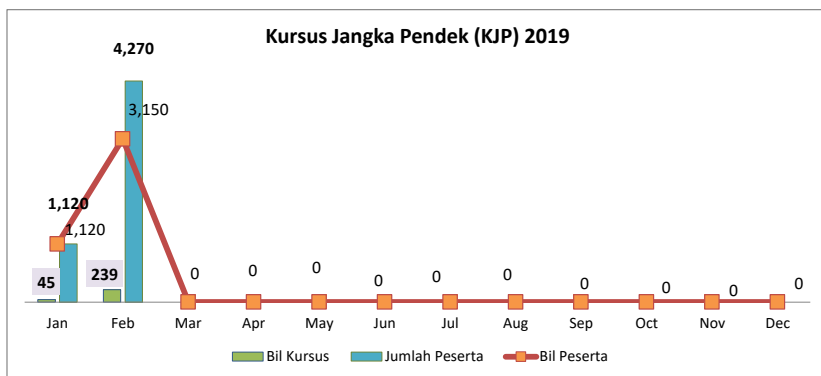
Statistik Kursus Jangka Pendek (KJP) 2007-2018

Tahun	Bilangan Kursus	Bilangan Peserta
2007	809	23,650
2008	1,548	78,419
2009	2,116	73,734
2010	1,121	47,121
2011	4,140	48,517
2012	1,540	29,731
2013	2,392	40,883
2014	2,365	37,653
2015	1,722	43,961
2016	2,167	44,955
2017	1,878	42,767
2018	1,984	51,455

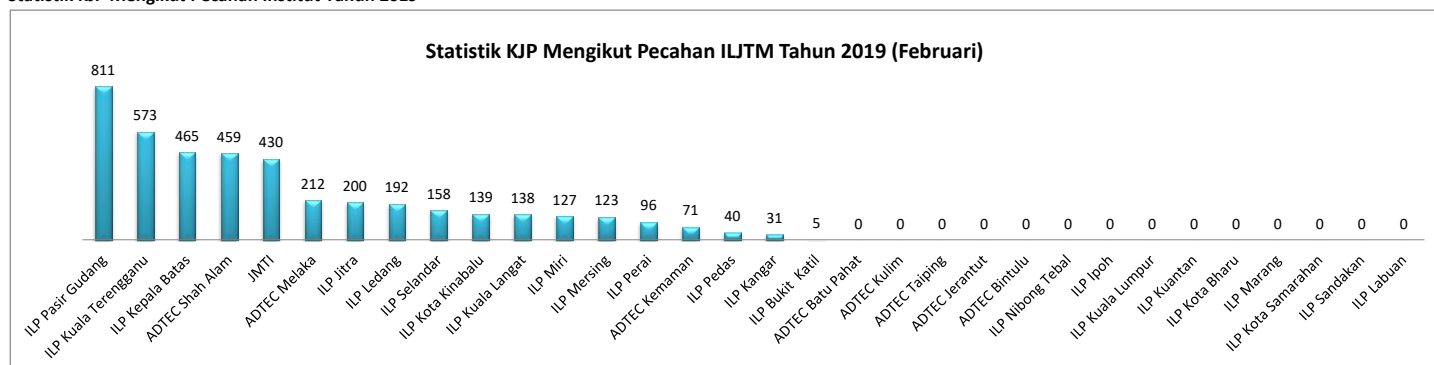


Kursus Jangka Pendek (KJP) 2019

Bulan	Bil Kursus	Bil Peserta	Jumlah Peserta
Jan	45	1,120	1,120
Feb	239	3,150	4,270
Mar			
Apr			
May			
Jun			
Jul			
Aug			
Sep			
Oct			
Nov			
Dec			



Statistik KJP Mengikut Pecahan Institut Tahun 2019

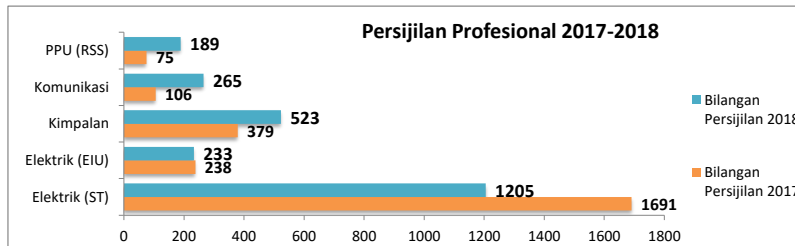


Sumber: Bhgn Kawalan Teknikal

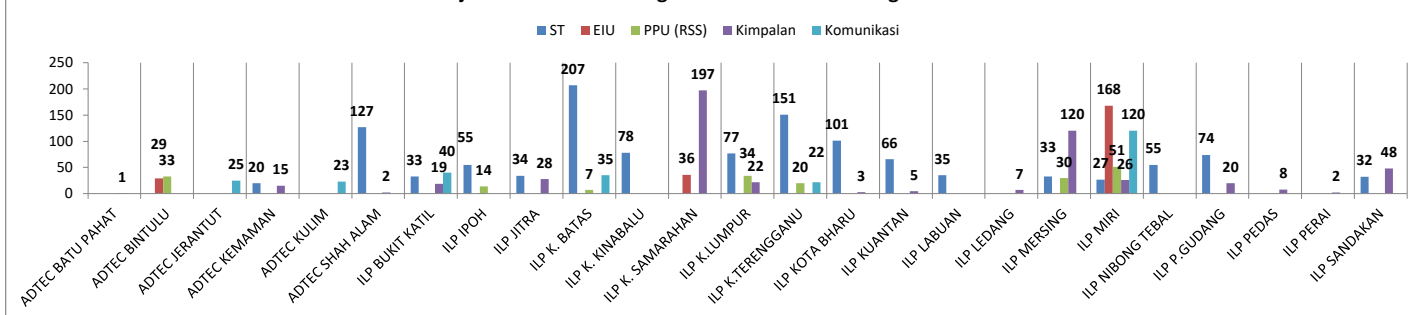


**Persijilan Profesional 2017-2018**

Jenis Sijil	Bilangan Persijilan 2017	Bilangan Persijilan 2018
Elektrik (ST)	1691	1205
Elektrik (EIU)	238	233
Kimpalan	379	523
Komunikasi	106	265
PPU (RSS)	75	189
<b>Jumlah</b>	<b>2489</b>	<b>2415</b>



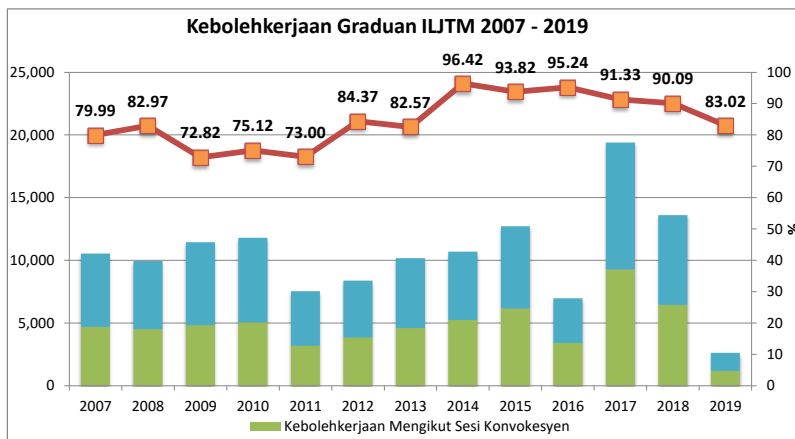
**Persijilan Profesional Mengikut Pecahan Institut Bagi Tahun 2018**



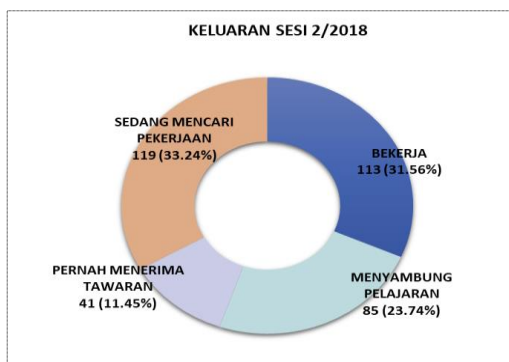
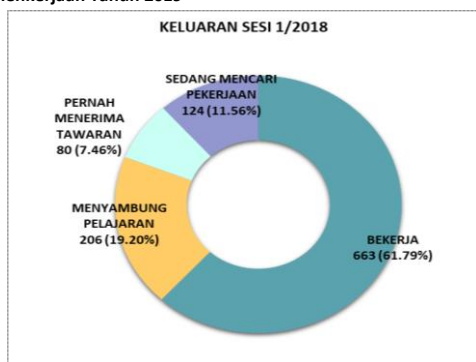
Sumber: Bghn Kawalan Teknikal

**Kaji Selidik Pengesanan Graduan ILTM (eTOS) 2007-2019**

Tahun	Bilangan Responden	Keboleherjaan Mengikut Sesi Konvokesyen	% Keboleherjaan
2007	5,857	4,685	79.99
2008	5,437	4,511	82.97
2009	6,620	4,821	72.82
2010	6,739	5,062	75.12
2011	4,359	3,182	73.00
2012	4,550	3,839	84.37
2013	5,570	4,599	82.57
2014	5,442	5,247	96.42
2015	6,565	6,159	93.82
2016	3,573	3,403	95.24
2017	10,142	9,263	91.33
2018	7,158	6,449	90.09
2019	1,431	1,188	83.02



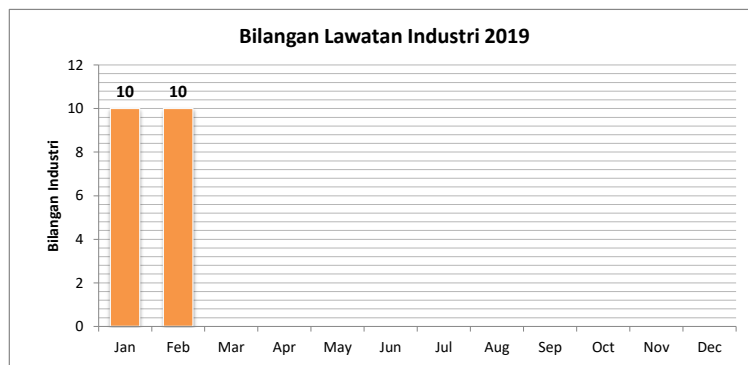
**Keboleherjaan Tahun 2019**



Sumber: Bgh Perancangan dan Penyelidikan

**Bilangan Lawatan Industri 2019**

Tahun 2018	Bilangan Industri
Jan	10
Feb	10
Mar	
Apr	
May	
Jun	
Jul	
Aug	
Sep	
Oct	
Nov	
Dec	
<b>Jumlah</b>	<b>20</b>



Sumber: Bgh Perancangan dan Penyelidikan