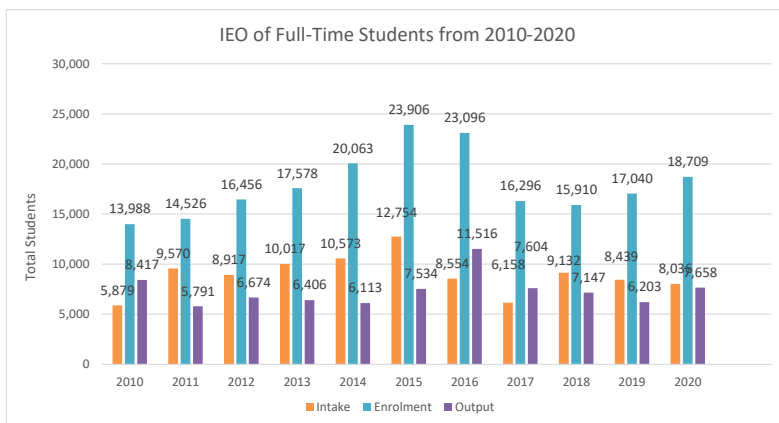




Input, Enrolment and Output (IEO) of Full-Time Students from 2010-2020

Year	Intake	Enrolment	Output
2010	5,879	13,988	8,417
2011	9,570	14,526	5,791
2012	8,917	16,456	6,674
2013	10,017	17,578	6,406
2014	10,573	20,063	6,113
2015	12,754	23,906	7,534
2016	8,554	23,096	11,516
2017	6,158	16,296	7,604
2018	9,132	15,910	7,147
2019	8,439	17,040	6,203
2020	8,036	18,709	7,658

\*Note: Output 2020 is the current data until November 2021



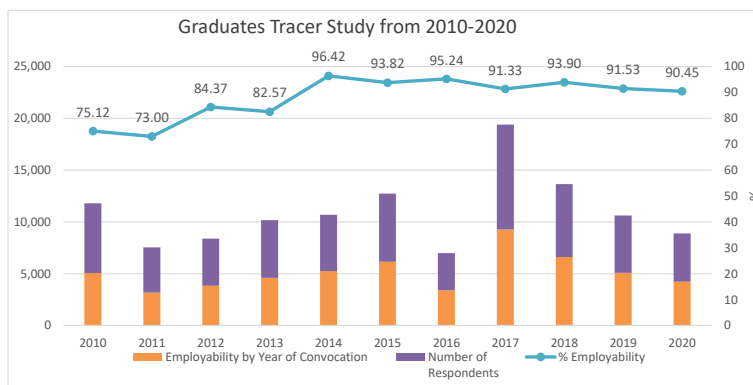
Input, Enrolment and Output (IEO) of Full-Time Students from 2017-2020 (By Level)

Year / Level	2017			2018			2019			2020		
	Intake	Enrolment	Output	Intake	Enrolment	Output	Intake	Enrolment	Output	Intake	Enrolment	Output
Certificate	4,097	9,993	4,645	5,655	9,858	3,822	5,733	11,811	3,443	4,472	10,998	5,761
Diploma	2,028	6,200	2,944	3,208	5,793	2,975	2,565	5,150	2,490	3,277	7,211	1,878
Advanced Diploma	33	103	15	25	86	51	27	59	32	14	55	19
Collaboration Program	-	-	-	244	173	299	114	20	238	273	445	-
<b>Total</b>	<b>6,158</b>	<b>16,296</b>	<b>7,604</b>	<b>9,132</b>	<b>15,910</b>	<b>7,147</b>	<b>8,439</b>	<b>17,040</b>	<b>6,203</b>	<b>8,036</b>	<b>18,709</b>	<b>7,658</b>

Source: Training Management Division (Intake & Enrolment) and Technical Control Division (Output)

Graduates Tracer Study from 2010-2020

Year	Number of Respondents	Employability by Year of Convocation	% Employability
2010	6,739	5,062	75.12
2011	4,359	3,182	73.00
2012	4,550	3,839	84.37
2013	5,570	4,599	82.57
2014	5,442	5,247	96.42
2015	6,565	6,159	93.82
2016	3,573	3,403	95.24
2017	10,142	9,263	91.33
2018	7,037	6,608	93.90
2019	5,548	5,078	91.53
2020	4,671	4,225	90.45



Industrial Visits in 2021

Month	Number of Industries
January	2
February	4
March	9
April	11
May	17
June	4
July	5
August	4
September	22
October	18
November	-
December	-
<b>Total</b>	<b>96</b>

Industrial Visits in 2016-2020

Year	Number of Industries
2016	722
2017	653
2018	550
2019	490
2020	255
<b>Total</b>	<b>2670</b>

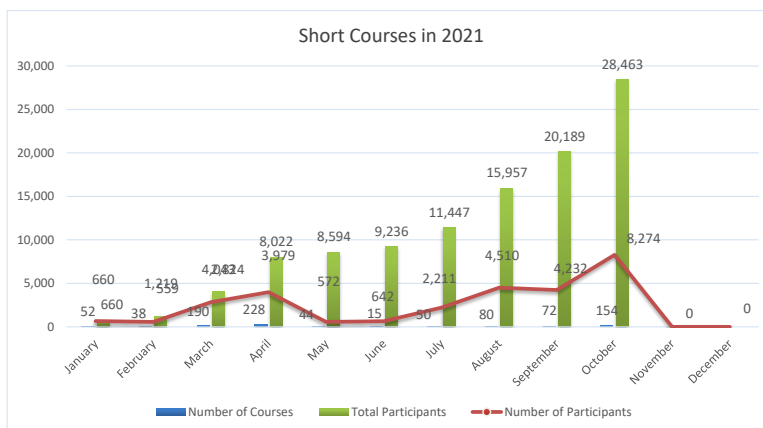


Source: Planning and Research Division

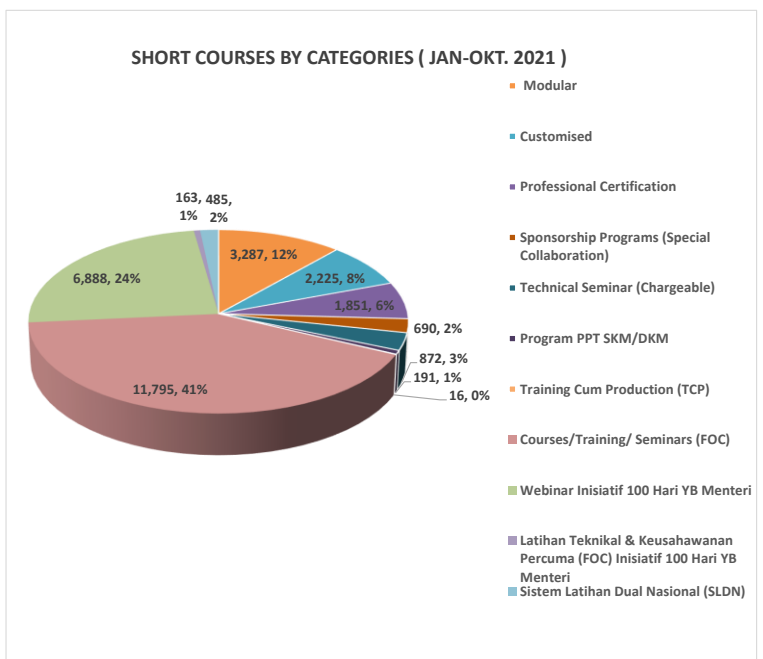


Short Courses in 2021

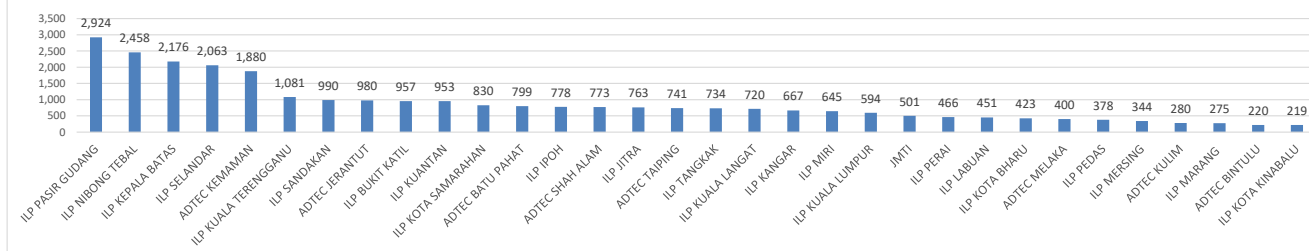
Month	Number of Courses	Number of Participants	Total Participants
January	52	660	660
February	38	559	1,219
March	190	2,824	4,043
April	228	3,979	8,022
May	44	572	8,594
June	15	642	9,236
July	50	2,211	11,447
August	80	4,510	15,957
September	72	4,232	20,189
October	154	8,274	28,463
November			
December			
<b>Total</b>	<b>923</b>	<b>28,463</b>	



Short Courses Categories	Number Of Participants	Percentage
Modular	3,287	12%
Customised	2,225	8%
Professional Certification	1,851	7%
Sponsorship Programs (Special Collaboration)	690	2%
Technical Seminar (Chargeable)	872	3%
Program PPT SKM/DKM	191	1%
Training Cum Production (TCP)	16	0%
Courses/Training/ Seminars (FOC)	11,795	51%
Webinar Inisiatif 100 Hari YB Menteri	6,888	24%
Latihan Teknikal & Keusahawanan Percuma (FOC) Inisiatif 100 Hari YB Menteri	163	1%
Sistem Latihan Dual Nasional (SLDN)	485	2%
<b>Total</b>	<b>28,463</b>	<b>100%</b>

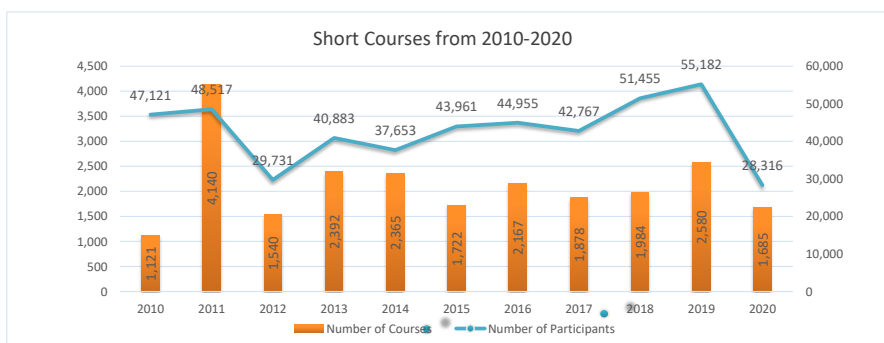


SHORTS COURSES BY INSTITUTION ( JAN-OKT 2021 )



Short Courses from 2010-2020

Year	Number of Courses	Number of Participants
2010	1,121	47,121
2011	4,140	48,517
2012	1,540	29,731
2013	2,392	40,883
2014	2,365	37,653
2015	1,722	43,961
2016	2,167	44,955
2017	1,878	42,767
2018	1,984	51,455
2019	2,580	55,182
2020	1,685	28,316

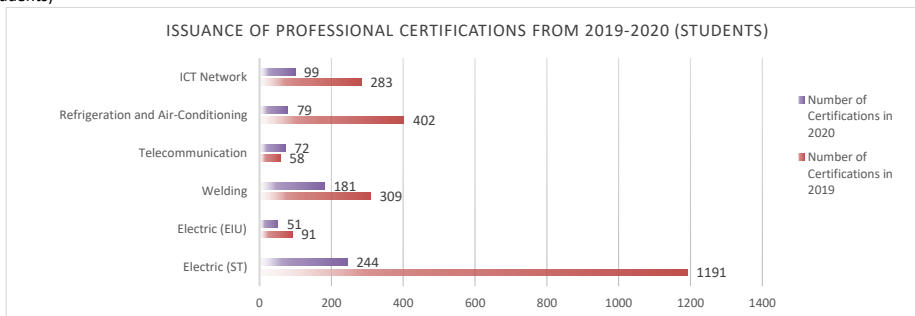


Source: Technical Control Division



Issuance of Professional Certifications from 2019-2020 (Students)

Type of Certifications	Number of Certifications in 2019	Number of Certifications in 2020
Electric (ST)	1191	244
Electric (EIU)	91	51
Welding	309	181
Telecommunication	58	72
Refrigeration and Air-Conditioning	402	79
ICT Network	283	99
<b>Total</b>	<b>2334</b>	<b>726</b>

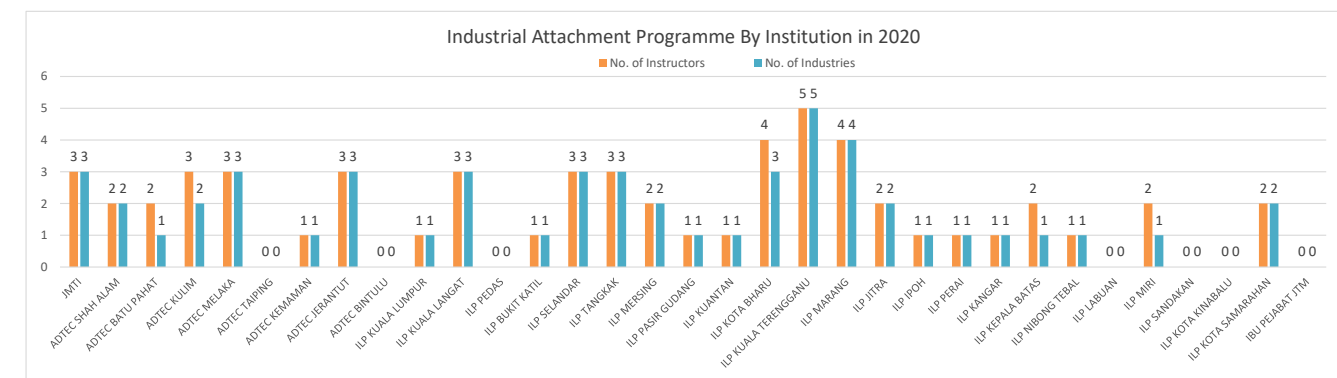


Industrial Attachment Programme in 2021

Month	Number of Instructors	Number of Industries
January	1	1
February	1	1
March	7	7
April	4	4
May	2	2
June	0	0
July	0	0
August	0	0
September	4	4
October	10	10
November		
December		
<b>TOTAL</b>	<b>29</b>	<b>29</b>

Industrial Attachment Programme in 2016-2020

Year	No. of Instructors	No. of Industries
2016	50	-
2017	44	-
2018	75	-
2019	65	52
2020	57	52
<b>Total</b>	<b>291</b>	<b>104</b>



Source: Skills Development Division